

DEPARTMENT: Elections

BY: Keith M. Williams, County Clerk /
Registrar of Voters

PHONE: 966-2007

RECOMMENDED ACTION AND JUSTIFICATION:

Pass and adopt a resolution approving the Statement of Votes Cast as Certified to the Secretary of State on June 8, 2009.

BACKGROUND AND HISTORY OF BOARD ACTIONS:

The Board passes a resolution accepting the Statement of All Votes Cast.

ALTERNATIVES AND CONSEQUENCES OF NEGATIVE ACTION:

Contact the Secretary of State – possibly hold another election.

Financial Impact? () Yes (X) No	Current FY Cost: \$	Annual Recurring Cost: \$
Budgeted In Current FY? () Yes () No () Partially Funded		
Amount in Budget: \$		List Attachments, number pages consecutively
Additional Funding Needed: \$		1) Statement of All Votes Cast 7 pages
Source:		
Internal Transfer		
Unanticipated Revenue	_____ 4/5's vote	
Transfer Between Funds	_____ 4/5's vote	
Contingency	_____ 4/5's vote	
() General () Other		

CLERK'S USE ONLY:


Res. No. 09-013 Ord. No. _____
 Vote - Ayes: 5 Noes: _____
 Absent: _____
 Approved
 () Minute Order Attached () No Action Necessary

The foregoing instrument is a correct copy of the original on file in this office.

Date: _____
 Attest: MARGIE WILLIAMS, Clerk of the Board
 County of Mariposa, State of California
 By: _____
 Deputy


COUNTY ADMINISTRATIVE OFFICER:

Requested Action Recommended
 No Opinion
 Comments:

CAO: 

STATEMENT OF VOTES CAST

COUNTY OF MARIPOSA



Statewide Special Election

May 19, 2009

STATEMENT OF ALL VOTES CAST

AT THE

Statewide Special Election

HELD ON

May 19, 2009


COUNTY OF MARIPOSA, STATE OF CALIFORNIA

*Certificate of the County Clerk/Registrar of Voters
to the result of the canvass of the
Consolidated General Election*

State of California }
County of Mariposa } ss.

I, Keith M. Williams, County Clerk/Registrar of Voters of said county, do hereby certify that in pursuance to the provisions of Elections Code Section 15300, et seq., I did canvass the results of the votes cast in the Statewide Special Election held in said County on May 19, 2009, for measures that were submitted to the vote of the voters, and that the Statement of Votes Cast to which this certificate is full, true and correct.

**I hereby set my hand and official seal this 8th day of June, 2009 at
the County of Mariposa.**



**Keith M. Williams, County Clerk &
Registrar of Voters**

Keith M. Williams

**County of Mariposa
State of California**

Help America Vote Act of 2002 Certification of Elections Official


STATE OF CALIFORNIA
COUNTY OF MARIPOSA } ss.

Pursuant to the statewide voter registration list requirements set forth in the Help America Vote Act of 2002 (HAVA) (Pub. L. No. 107-252 (2002) 116 Stat., 42 U.S.C. § 15483),

I, Keith M. Williams, Registrar of Voters for the County of Mariposa, State of California, hereby certify that I complied with all provisions of Chapter 2 of Division 7 of Title 2 of the California Code of Regulations for the Special Statewide Election held on the 19th day of May 2009 in the County of Mariposa, State of California, and all elections consolidated therewith.

*I hereby set my hand and official seal this 8th day of June 2009
at the County of Mariposa.*

Registrar of Voters
County of Mariposa
State of California



INDEX
Statement of Votes Cast
May 19, 2009 Statewide Special Election

PAGE

1 SUMMARY REPORT – FINAL OFFICIAL RESULTS

STATEMENT OF VOTE BOOK

1 Measures 1A – 1D

2 Measures 1E and 1F

SPECIAL STATEWIDE ELECTION

May 19, 2009

Summary Report

Mariposa County

Final Results

Registration & Turnout	11,522	Voters
Precinct Turnout	1,717	14.90%
Vote by Mail Turnout	3,429	29.76%
Total ...	5,146	44.66%
MEASURE 1A	21/21	100.00%
YES	1,498	29.27%
NO	3,620	70.73%
Total ...	5,118	100.00%
MEASURE 1B	21/21	100.00%
YES	1,789	35.46%
NO	3,256	64.54%
Total ...	5,045	100.00%
MEASURE 1C	21/21	100.00%
YES	1,656	32.49%
NO	3,441	67.51%
Total ...	5,097	100.00%
MEASURE 1D	21/21	100.00%
YES	1,612	31.76%
NO	3,463	68.24%
Total ...	5,075	100.00%
MEASURE 1E	21/21	100.00%
YES	1,529	30.10%
NO	3,551	69.90%
Total ...	5,080	100.00%
MEASURE 1F	21/21	100.00%
YES	3,817	74.64%
NO	1,297	25.36%
Total ...	5,114	100.00%

MARIPOSA COUNTY Statement of Vote
SPECIAL STATEWIDE ELECTION

140002	CALIFORNIA													
	Registration	Ballots Cast	Turnout (%)	MEASURE 1A		MEASURE 1B		MEASURE 1C		MEASURE 1D				
				YES	NO	YES	NO	YES	NO	YES	NO			
El Portal 1001	380	64	16.84	34	28	41	20	31	33	21	40			
El Portal - Vote by Mail	380	60	15.79	23	34	33	26	30	30	20	37			
Midpines 1003	828	84	10.14	20	64	27	56	23	81	20	64			
Midpines - Vote by Mail	828	297	35.87	115	180	127	164	107	186	121	172			
Strawberry Creek 1004	61	33	54.10	19	14	14	19	17	16	17	16			
Strawberry Creek - Vote by Mail	61	0	0.00	0	0	0	0	0	0	0	0			
Yosemite 1005	505	43	8.51	13	30	21	22	14	29	7	36			
Yosemite - Vote by Mail	505	64	12.67	30	33	34	29	30	32	29	33			
Bull Creek 2001	36	15	41.67	6	9	5	10	4	11	3	11			
Bull Creek - Vote by Mail	36	0	0.00	0	0	0	0	0	0	0	0			
Coulterville 2002	681	66	9.69	14	52	15	50	19	47	15	51			
Coulterville - Vote by Mail	681	201	29.52	65	134	83	115	78	122	88	113			
Exchequer 2003	611	58	9.49	8	50	9	49	11	47	16	42			
Exchequer - Vote by Mail	611	223	36.50	78	145	88	127	97	123	82	126			
Mt Bullion 2004	261	34	13.03	5	29	9	24	8	26	9	25			
Mt Bullion - Vote by Mail	261	77	29.50	21	56	33	42	22	54	30	46			
Red Cloud 2005	613	100	16.31	25	74	31	66	37	62	25	74			
Red Cloud - Vote by Mail	613	175	28.55	43	132	67	107	50	124	56	118			
Catheys Valley 3001	697	124	17.79	22	102	21	101	20	104	19	105			
Catheys Valley - Vote by Mail	697	194	27.83	53	138	68	124	57	134	68	123			
Hornitos 3002	136	68	50.00	13	53	8	56	7	58	12	54			
Hornitos - Vote by Mail	136	0	0.00	0	0	0	0	0	0	0	0			
Mariposa West 3003	616	53	8.60	10	43	11	40	12	41	9	44			
Mariposa West - Vote by Mail	616	228	37.01	80	147	79	140	83	143	69	153			
Morman Bar 3004	809	90	11.12	21	69	28	59	27	63	22	68			
Morman Bar - Vote by Mail	809	275	33.99	97	175	109	158	107	166	102	170			
Oakvale 3005	234	120	51.28	33	87	31	87	35	84	29	88			
Oakvale - Vote by Mail	234	0	0.00	0	0	0	0	0	0	0	0			
Darrah 4001	1322	170	12.86	31	138	37	129	37	132	28	140			
Darrah - Vote by Mail	1322	477	36.08	136	339	181	283	167	306	164	308			
Mariposa East 4002	1196	144	12.04	33	109	42	99	40	102	35	107			
Mariposa East - Vote by Mail	1196	408	34.11	141	267	159	243	143	262	160	243			
Indian Peak 5001	961	105	10.93	23	81	33	72	26	77	25	60			
Indian Peak - Vote by Mail	961	350	36.42	101	248	130	215	114	230	104	239			
Ponderosa 5002	697	75	10.76	18	57	20	54	21	54	10	65			
Ponderosa - Vote by Mail	697	259	37.16	66	193	65	185	73	184	70	186			
Wawona 5003	200	69	34.00	16	52	20	48	19	47	21	45			
Wawona - Vote by Mail	200	0	0.00	0	0	0	0	0	0	0	0			
Westfall 5004	403	47	11.66	14	33	14	32	13	34	10	36			
Westfall - Vote by Mail	403	141	34.99	42	99	44	95	45	94	45	92			
Jerseydale 5005	275	156	56.73	29	125	52	100	32	123	41	114			
Jerseydale - Vote by Mail	275	0	0.00	0	0	0	0	0	0	0	0			
Precinct Totals	11522	1717	14.90	407	1300	489	1193	453	1251	394	1305			
Vote by Mail Totals	11522	3429	29.76	1091	2320	1300	2063	1203	2190	1218	2156			
Grand Totals	11522	5146	44.66	1498	3620	1789	3256	1656	3441	1612	3463			
MARIPOSA COUNTY	11522	5146	44.66	1498	3620	1789	3256	1656	3441	1612	3463			

MARIPOSA COUNTY Statement of Vote
 SPECIAL STATEWIDE ELECTION

140006	CALIFORNIA													
	Registration	Ballots Cast	Turnout (%)	MEASURE 1E		MEASURE 1F								
				YES	NO	YES	NO							
El Portal 1001	380	64	16.84	20	41		47	15						
El Portal - Vote by Mail	380	60	15.79	20	39		48	12						
Midpines 1003	828	84	10.14	18	66		55	29						
Midpines - Vote by Mail	828	297	35.87	106	187		213	83						
Strawberry Creek 1004	61	33	54.10	15	18		28	4						
Strawberry Creek - Vote by Mail	61	0	0.00	0	0		0	0						
Yosemite 1005	505	43	8.51	7	36		31	12						
Yosemite - Vote by Mail	505	64	12.67	32	31		58	6						
Bull Creek 2001	36	15	41.67	4	11		12	3						
Bull Creek - Vote by Mail	36	0	0.00	0	0		0	0						
Coulterville 2002	681	66	9.69	17	49		53	13						
Coulterville - Vote by Mail	681	201	29.52	70	130		174	26						
Exchequer 2003	611	58	9.49	14	44		38	20						
Exchequer - Vote by Mail	611	223	36.50	84	136		184	37						
Mt Bullion 2004	261	34	13.03	9	25		26	7						
Mt Bullion - Vote by Mail	261	77	29.50	27	49		68	9						
Red Cloud 2005	613	100	16.31	22	77		77	21						
Red Cloud - Vote by Mail	613	175	28.55	53	122		141	34						
Catheys Valley 3001	697	124	17.79	20	104		85	59						
Catheys Valley - Vote by Mail	697	194	27.83	61	130		139	52						
Hornitos 3002	136	68	50.00	14	52		43	25						
Hornitos - Vote by Mail	136	0	0.00	0	0		0	0						
Mariposa West 3003	616	53	8.60	10	43		33	20						
Mariposa West - Vote by Mail	616	229	37.01	73	151		173	55						
Morman Bar 3004	809	90	11.12	21	68		56	33						
Morman Bar - Vote by Mail	809	275	33.99	98	171		216	57						
Oakvale 3005	234	120	51.28	28	90		88	32						
Oakvale - Vote by Mail	234	0	0.00	0	0		0	0						
Darrah 4001	1322	170	12.86	27	139		118	51						
Darrah - Vote by Mail	1322	477	36.08	154	318		376	98						
Mariposa East 4002	1196	144	12.04	33	109		99	43						
Mariposa East - Vote by Mail	1196	408	34.11	140	264		315	92						
Indian Peak 5001	961	105	10.93	25	79		61	43						
Indian Peak - Vote by Mail	961	350	36.42	106	241		254	93						
Ponderosa 5002	697	75	10.76	11	64		57	18						
Ponderosa - Vote by Mail	697	259	37.16	73	182		180	74						
Wawona 5003	200	68	34.00	22	45		56	12						
Wawona - Vote by Mail	200	0	0.00	0	0		0	0						
Westfall 5004	403	47	11.66	8	38		28	19						
Westfall - Vote by Mail	403	141	34.99	45	91		102	39						
Jerseydale 5005	275	156	56.73	42	112		105	51						
Jerseydale - Vote by Mail	275	0	0.00	0	0		0	0						
Precinct Totals	11522	1717	14.90	387	1309		1176	530						
Vote by Mail Totals	11522	3429	29.76	1142	2242		2641	767						
Grand Totals	11522	5146	44.66	1529	3551		3817	1297						
MARIPOSA COUNTY	11522	5146	44.66	1529	3551		3817	1297						